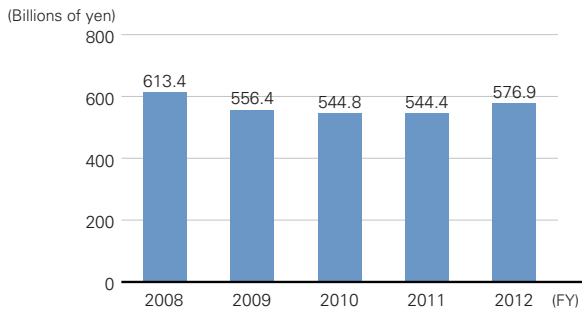
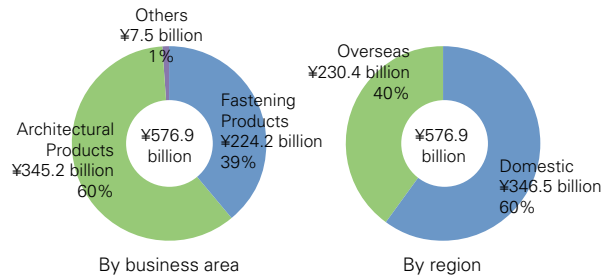


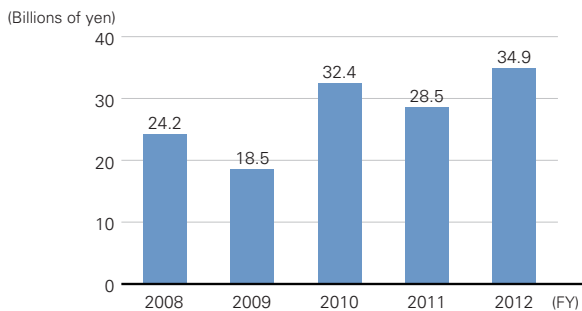
Net sales



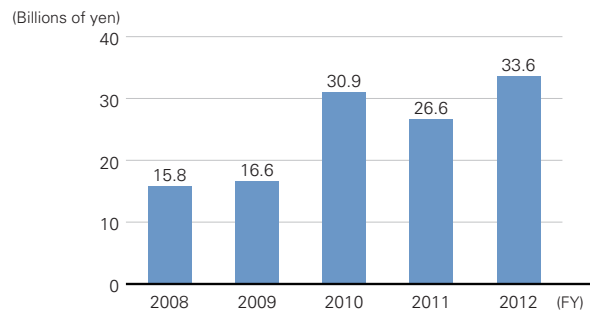
Net sales by sector (fiscal 2012)



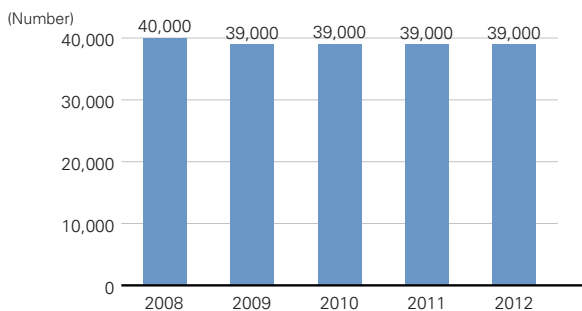
Operating income



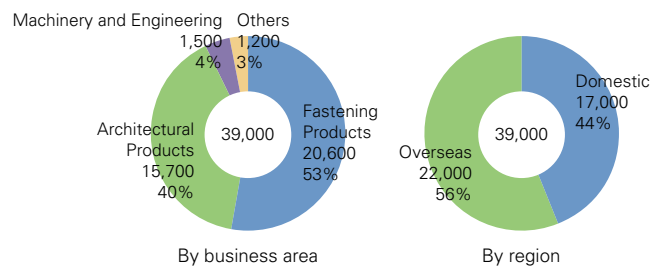
Ordinary income



Number of employees



Employee distribution by sector (as of December 2012)



Please see the following website for additional details about YKK Group financial information.
<http://www.ykk.com/english/corporate/financial/index.html>

Personnel, occupational safety and hygiene *YKK Group Japanese companies (21 companies)

Fiscal 2012 record

(as of March 2013)

Average age	42.6
Average length of employment	20.1 years
Proportion of men and women	Men: 71.6% Women: 28.4%
Average working hours	YKK: 1,898 hours YKK AP: 1,940 hours Other businesses: 1,834 hours
Number of early retirees	233
Rate of use of paid holidays	59.8%
Number of parenting leave users	272
Number of parenting work system users	363
Number of caregiver leave users	14
Number of flextime system users	366
Number of superannuitant reemployment system users	762
Percentage of employees with disabilities	1.96%

Occupational accident statistics

(frequency rate*)

