
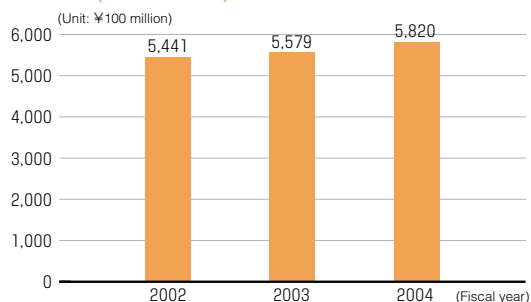


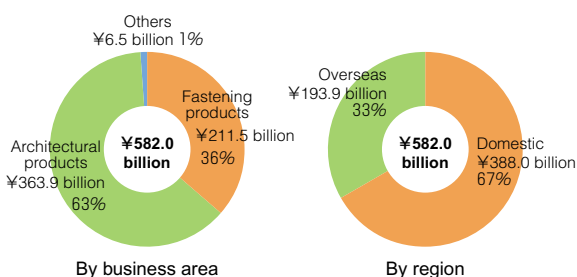
Data section



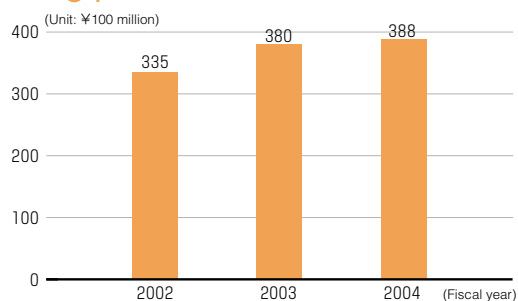
Net sales (consolidated)



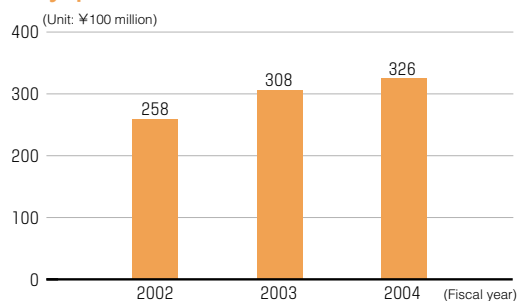
Net sales by sector (consolidated)



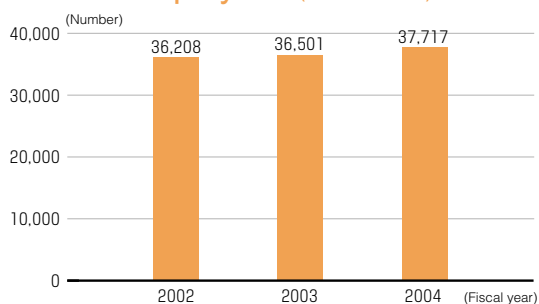
Operating profit (consolidated)



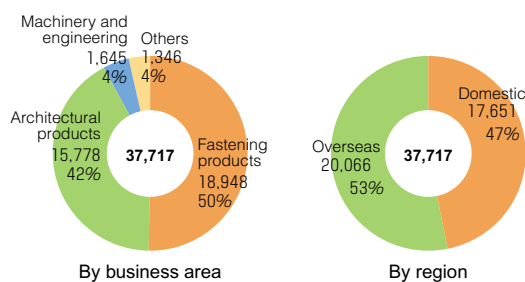
Ordinary profit (consolidated)



Number of employees (consolidated)



Employee distribution by sector (consolidated)



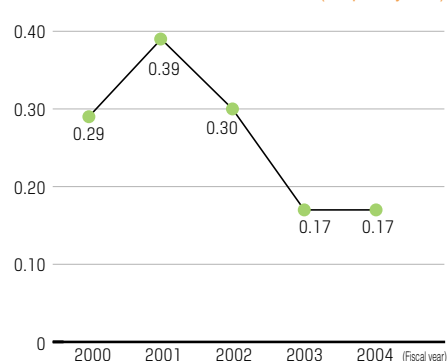
Personnel, health care, occupational safety and hygiene * YKK Group Japanese companies

Fiscal 2004 record

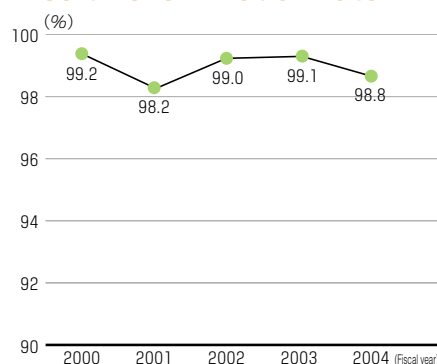
(As of the end of March 2005)

Average age	40.0
Average length of employment	18.0 years
Proportion of men and women	Men: 69% Women: 31%
Average working hours	YKK : 1,713 hours YKK AP : 1,745 hours Other businesses : 1,536 hours
Number of early retirees	759
Rate of use of paid holidays	22.6%
Number of parenting leave users	157

Work accident statistics (frequency rate)



Health examination rate



Accident and damage occurrences (fiscal 2002–2004)

Date of occurrence	Type	Details	Location	Response
Jan. 20, 2003	Fire	Fire occurred when putting thinner into a roll coating machine, burning the protective cover and other parts	Kurobe	Extinguished rapidly onsite
Mar. 8, 2004	Fire	Contact with nearby parts caused sparks that ignited paint residue that had adhered inside the exhaust fan	Kurobe	Extinguished rapidly onsite
Oct. 20, 2004	Typhoon damage	Trees on site fell and fences were damaged	Namerikawa	Removal and repair
Oct. 20 and 26, 2004	Typhoon damage	Plant roof was damaged	Kurobe	Repair
Jan. 11 and 12, 2005	Power outage	Snow accumulation on power lines caused power stoppage	Kurobe	Restoration work by electric power company

Community complaints (fiscal 2002–2004)

Date of occurrence	Location	Details	Response
Nov. 29, 2002	Kurobe Makino Plant	Even late at night (12:00–1:00 a.m.), noise from the plant does not stop	Reduced power of aluminum dust collector fan and changed the duct shape
Dec. 5, 2002	Kurobe workplace Aramata district	Bad smells come out of the exhaust vent of the experimental kitchen and green waste composting facility	Explained experimental kitchen and green waste composting to the local residents and suspended use of the exhaust vent facing that area
Jul. 6, 2004	Kurobe workplace Ekko district	Drivers going to and from the YKK AP Ekko manufacturing site are reckless and extremely dangerous	Improved traffic manners of the drivers through the responsible sections and asked city environmental department to remove and repair items that we judged to impede movement
Jul. 15, 2004	Kurobe workplace Sports ground	During the period when rice plant flowers bloom, I wish the night lighting times of the sports ground were consistent	Asked heads of sports teams to strictly abide by the regulations to assure compliance with established hours
Aug. 4, 2004	Kurobe Makino Plant Neighboring roads and private homes	Leaves falling from trees clog the roadside gutters and fall into private gardens	Checked site and ordered tree pruning
Oct. 19, 2004	Road used for commuting	Since this is a route used by children to go to elementary school, drivers should stay below the speed limit and be directed to use other roads	YKK Group Central Traffic Safety Committee made thorough efforts to improve employee traffic manners

Latent risks and prevention

As of March 2005

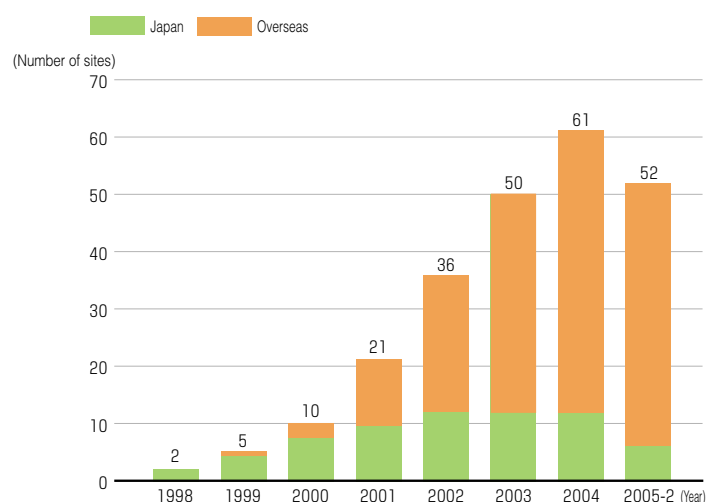
Risk type	Plant	Possible causes of explosion if there is a fire	Possible causes of explosion or leakage if there is an earthquake	Possible causes of leakage if a river floods or an embankment is breached
High-pressure gas	Tohoku	Liquid nitrogen: 2.1t, liquid argon: 3.8t, liquid ammonia: 1.0t		
	Kurobe	LPG: 26.0t, liquid nitrogen: 11.8t, liquid argon: 5.8t, liquid ammonia: 1.0t, liquid carbon dioxide: 3.3t		
	Shikoku	LPG: 4.5t, liquid nitrogen: 7.6t, liquid ammonia: 2.0t, R134a: 1.0t		
	Kyushu	LPG: 65.2t, liquid nitrogen: 2.0t, liquid argon: 3.5t, liquid ammonia: 2.0t		
Dangerous substances (Heavy oil, kerosene, lubricating oil, hydraulic oil, etc.)	Tohoku	510 kl		
	Kurobe	2,469 kl		
	Shikoku	346 kl		
	Kyushu	382 kl		
Facilities susceptible to explosions if flooded	Tohoku	Melting furnace, boiler, concentrated sulfuric acid tank, hot-air drying furnace, incinerator		
	Kurobe			
	Shikoku	Melting furnace, boiler, concentrated sulfuric acid tank, hot-air drying furnace		
	Kyushu			
Pharmaceuticals (Main pharmaceuticals subject to the Poisonous and Deleterious Substances Control Law)	Tohoku	Sulfuric acid: 69kl, sodium hydroxide: 54kl, hydrochloric acid: 0.9kl		
	Kurobe	Sulfuric acid: 148kl, sodium hydroxide: 129kl, hydrochloric acid: 18.7kl, ammonia: 14kl, Cyanide (solid): 1t, cyanide (liquid): 230kl		
	Shikoku	Sulfuric acid: 34kl, sodium hydroxide: 17kl, hydrochloric acid: 18kl, ammonia: 2kl		
	Kyushu	Sulfuric acid: 96kl, sodium hydroxide: 28kl, hydrochloric acid: 6kl, ammonia: 5kl, cyanide (solid): 0.47kg, chromic acid: 30kl		
Prevention	All business locations	To understand latent risks, we are implementing disaster training simulations and thorough facility disaster prevention measures.		

Cooperation in local disaster prevention (provision of disaster prevention equipment)

As of March 2005

Plant	Equipment for emergency use						Local cooperation	
	Oil adsorbing mats (Number)	Oil counteractive (Liters)	Oil fences (Number)	Sandbags (Number)	Alkali counteractive (Liters)	Acid counteractive (Liters)	Provision of refuge areas (Opening of sports grounds and other locations at times of disaster)	Provision of disaster prevention equipment (In response to requests)
Tohoku	200	180	1	50	100	100	Yes	Yes
Kurobe	3,470	2,158	6	526	990	920	Yes	Yes
Shikoku	300	24	0	300	180	180	Yes	Yes
Kyushu	90	100	0	60	60	60	Yes	Yes

Record of ISO 14001 Certifications (total sites certified)



In February 2005, YKK AP unified 10 sites that had been independently certified into one organization, resulting in a reduction in the total site count.

Environmental accounting

Fiscal 2004 environmental protection costs (total for YKK Group businesses in Japan)

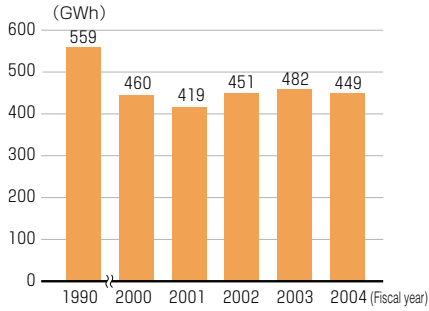
Unit: ¥1 million/year

Item		Contents of main initiatives	Equipment investment	Cost	
Cost within business area	Prevention of pollution	Soil inspections, installation of aluminum sludge nickel removal equipment	169	729	
	Conservation of the global environment	Energy conservation measures	633	639	
	Recycling of resources	Waste reduction, zero emissions efforts	30	1,038	
Business area internal cost total			832	2,407	
Upstream/downstream cost		Creation of recycling system	0	66	
Management activities cost		ISO 14001 maintenance/management cost, environmental exhibition, environmental report, environmental analysis, tree planting	3	436	
R&D cost		Development of eco-products	9	697	
Social activities cost		Cooperative volunteer activities with local communities	1	65	
Environmental damage cost			0	0	
Other costs		Inspection and management of fire extinguishing equipment	2	37	
Total			848	3,707	
			Fiscal 2003	540	3,002
			Fiscal 2002	568	2,802
			Fiscal 2001	592	3,317
			Fiscal 2000	1,345	4,030

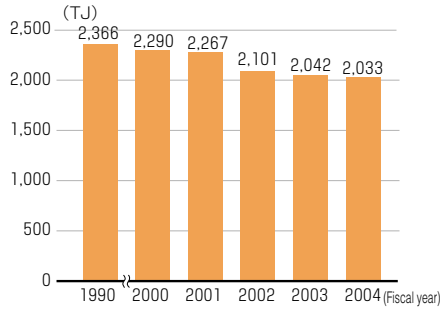
	Environmental equipment investment			Environmental costs		Sales (Unit: ¥100 million)	Total equipment investment (Unit: ¥100 million)
	(Unit: ¥100 million)	Sales ratio (%)	Equipment investment ratio (%)	(Unit: ¥100 million)	Sales ratio (%)		
Fiscal 2004	8.5	0.2	4.1	37.1	1.0	3,880	209
Fiscal 2003	5.4	0.1	2.1	30.0	0.8	3,795	254
Fiscal 2002	5.7	0.1	3.6	28.0	0.7	3,857	156
Fiscal 2001	5.9	0.2	2.7	33.2	0.9	3,852	218
Fiscal 2000	13.5	0.3	4.4	40.3	1.0	4,056	307

Changes in energy use by type (total for main YKK Group production sites in Japan)

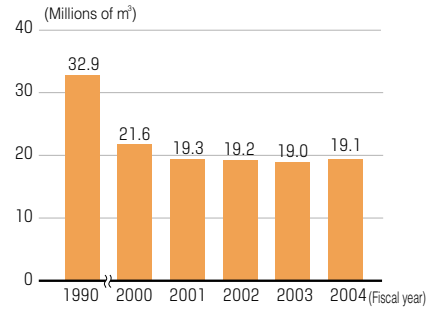
Electric power



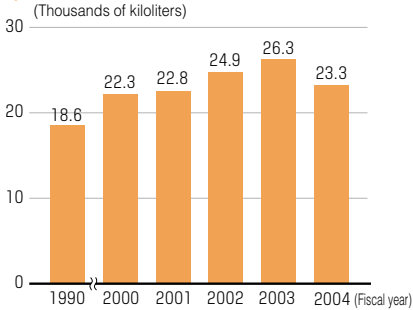
Fuel total (calorie equivalent)



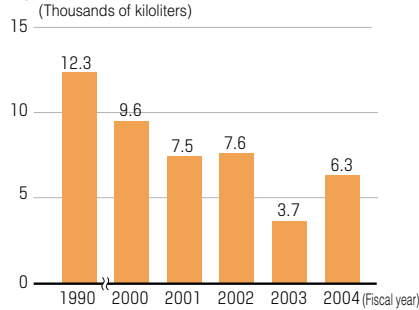
Water



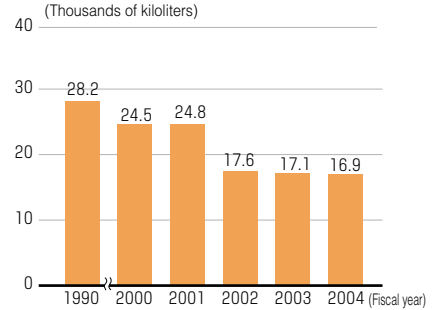
Heavy oil A



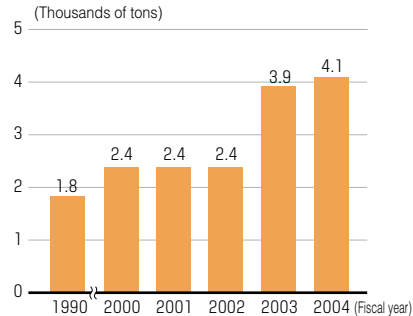
Heavy oil C



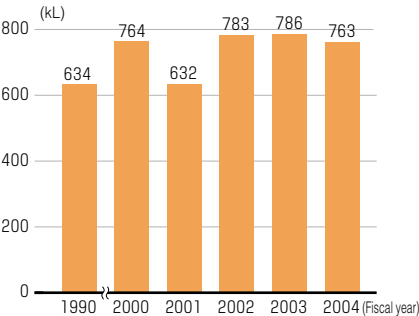
Kerosene



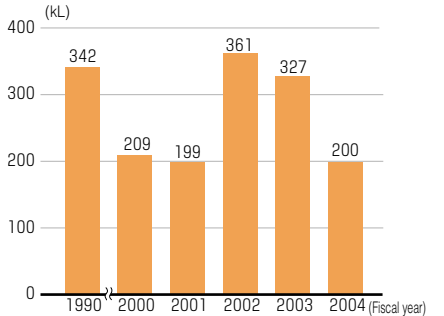
LPG



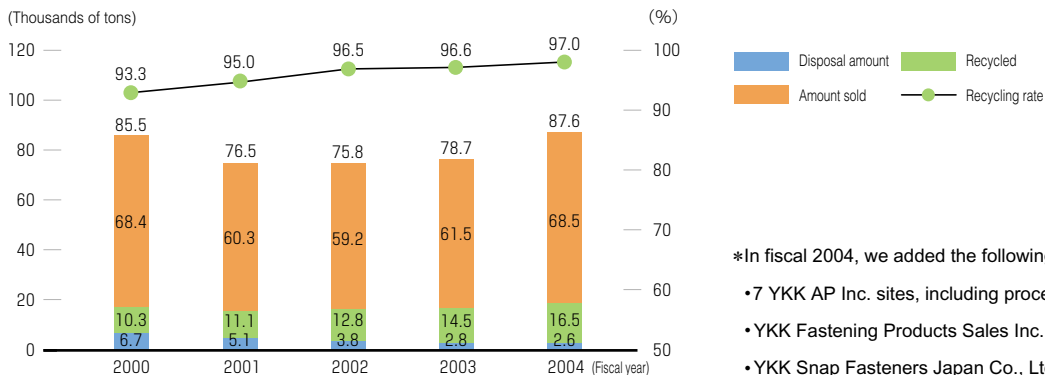
Light oil



Gasoline



Changes in waste production and recycling rate



*In fiscal 2004, we added the following business sites to our calculation totals:

- 7 YKK AP Inc. sites, including processing plants
- YKK Fastening Products Sales Inc.
- YKK Snap Fasteners Japan Co., Ltd.

Environmental impact information

Atmosphere

Equipment	Plant	Soot [g/Nm ³]					Nitrogen Oxides [ppm]				
		National emissions standard	Municipal agreed value	Voluntary emissions standard	Highest value measured in fiscal 2004	Assessment	National emissions standard	Municipal agreed value	Voluntary emissions standard	Highest value measured in fiscal 2004	Assessment
Boilers	Tohoku	0.25	0.20	0.19	0.021	Acceptable	230	230	225	87	Acceptable
	Kurobe	0.30	—	0.01	<0.01	Acceptable	180	—	54	54	Acceptable
	Shikoku	0.30	—	0.25	0.07	Acceptable	250	—	225	110	Acceptable
	Kyushu	0.30	0.30	0.29	0.05	Acceptable	250	170	160	90	Acceptable
Incinerators	Tohoku	0.25	0.25	0.24	0.063	Acceptable	250	250	245	200	Acceptable
Diesel engines	Shikoku	0.10	—	0.09	0.03	Acceptable	950	—	900	840	Acceptable
	Kyushu	0.10	0.10	0.09	0.05	Acceptable	950	950	900	560	Acceptable
Foundry melting furnaces	Tohoku	0.30	0.10	0.09	0.034	Acceptable	200	200	195	105	Acceptable
	Kurobe	0.20	—	0.10	<0.01	Acceptable	180	—	120	74	Acceptable
	Shikoku	0.20	—	0.18	0.004	Acceptable	200	—	180	29	Acceptable
	Kyushu	0.30	0.30	0.29	0.01	Acceptable	200	170	160	61	Acceptable
Foundry retention furnaces	Kurobe	0.20	—	0.28	0.01	Acceptable	180	—	175	27	Acceptable
	Shikoku	0.20	—	0.18	0.003	Acceptable	200	—	180	66	Acceptable
Foundry isothermal furnaces	Tohoku	0.25	—	0.23	0.005	Acceptable	180	180	175	150	Acceptable
	Shikoku	0.25	—	0.20	0.01	Acceptable	180	—	170	100	Acceptable
	Kyushu	0.25	0.20	0.19	0.01	Acceptable	200	170	160	100	Acceptable
Extrusion heat processing furnaces	Tohoku	0.25	—	0.23	0.00	Acceptable	230	180	175	42	Acceptable
	Kurobe	0.20	—	0.19	<0.06	Acceptable	180	—	175	120	Acceptable
	Shikoku	0.20	—	0.18	0.01	Acceptable	180	—	160	68	Acceptable
	Kyushu	0.20	0.03	0.02	0.003	Acceptable	180	150	140	15	Acceptable
Surface processing hot air furnaces	Tohoku	0.25	—	0.23	0.002	Acceptable	230	230	225	41	Acceptable
	Kurobe	0.20	—	0.19	0.01	Acceptable	230	—	175	43	Acceptable
	Kyushu	0.20	0.20	0.19	0.002	Acceptable	230	200	190	28	Acceptable

Water quality

Units: mg/l (except pH)

Item	Plant	National water emission standards	Prefectural water emission standards	Municipal agreed value	Voluntary management standards	Highest value measured in fiscal 2004	Assessment
pH	Tohoku	5.8–8.6*1	5.8–8.6	6.5–8.5	6.7–8.0	6.7–7.7	Acceptable
	Kurobe	5.8–8.6*1	5.8–8.6	5.8–8.6	6.0–8.4	6.6–7.5	Acceptable
	Shikoku	5.0–9.0*2	5.0–9.0	—	6.0–8.6	6.6–7.7	Acceptable
	Kyushu	5.0–9.0*2	5.0–9.0	5.8–8.6	5.9–8.5	6.9–7.5	Acceptable
BOD	Tohoku	120*3	120	20	12.5	11.5	Acceptable
	Kurobe	120*3	15/10	15/10	8	1.5	Acceptable
COD	Shikoku	120*4	25	—	20	19.5	Acceptable
	Kyushu	120*4	120	20	19.5	18	Acceptable
Suspended matter	Tohoku	150	150	20	10	6.8	Acceptable
	Kurobe	150	120/100	50	30	11	Acceptable
	Shikoku	150	25	—	20	8	Acceptable
	Kyushu	150	150	20	19	9.1	Acceptable
Oil	Tohoku	5	5	1	1	0.9	Acceptable
	Kurobe	5	—	3	1	0.9	Acceptable
	Shikoku	5	3	—	2.7	<1.0	Acceptable
	Kyushu	5	5	5	4.5	<0.5	Acceptable
Nickel	Tohoku	—	—	—	0.15	0.11	Acceptable
Cyanide	Kurobe	1	0.5	0.1	0.05	<0.01	Acceptable
Nitrogen	Shikoku	60	—	—	35	20	Acceptable
	Kyushu	60	—	—	50	12	Acceptable
Phosphorous	Shikoku	8*5	—	—	2	0.1	Acceptable
	Kyushu	8*6	—	—	7	0.055	Acceptable
Hexavalent chromium compounds	Kurobe	0.5	—	0.1	Not detected	<0.02	Acceptable
	Kyushu	0.5	0.05	0.04	0.04	<0.005	Acceptable

*1, 3 are standards for emissions into rivers *2, 4, 5 and 6 are standards for emissions into the ocean

Dioxins

Equipment	Plant	Atmosphere (unit: ng/TEQ/m ³ N)			Assessment	Water quality (unit: ng/TEQ/m ³ N)		Assessment
		Emissions standard	Highest value measured in fiscal 2004	Emissions standard		Highest value measured in fiscal 2004		
Waste incinerators	Tohoku	10	0.011	Acceptable	—	—	—	
	Kurobe	5	0.00023	Acceptable	—	—	—	
Aluminum melting furnaces	Kurobe	5	0.22	Acceptable	10	0.0065	Acceptable	
	Shikoku	5	0.0022	Acceptable	—	—	—	
	Kyushu	5	0.11	Acceptable	—	—	—	

PRTR calculations (main YKK Group plants in Japan)

Unit: t (Dioxins: mg-TEQ)

Substance number	Substance	Volume handled	Atmospheric emissions	Public water emissions	Soil emissions	Transfer to sewer system	Consumption	Disposal	Amount transferred out of business places
1	Zinc compounds (water-soluble)	3.9	1.4	0.0	0.0	0.0	0.5	1.9	0.1
9	Adipic acid bis (2-ethylhexyl)	19.0	0.0	0.0	0.0	0.0	16.0	0.0	3.0
40	Ethylbenzene	2.7	2.1	0.0	0.0	0.0	0.0	0.6	0.0
43	Ethylene glycol	10.8	0.0	0.1	0.0	0.0	7.5	1.1	2.1
63	Xylene	220.0	64.8	0.0	0.0	0.0	4.3	138.8	12.1
68	Chromium and trichromium compounds	24.1	0.2	0.0	0.0	0.0	23.5	0.0	0.4
69	Hexavalent chromium compounds	1.1	0.0	0.0	0.0	0.0	0.1	0.2	0.8
100	Cobalt and cobalt compounds	12.0	0.0	1.9	0.0	0.0	8.7	0.0	1.4
108	Inorganic cyanide compounds (not including complex salts and cyanate)	29.4	0.1	0.0	0.0	0.0	0.0	29.2	0.1
145	Dichloromethane	78.8	72.3	0.0	0.0	0.0	0.0	0.0	6.5
172	N, N-dimethylformamide	30.6	30.6	0.0	0.0	0.0	0.0	0.0	0.0
179	Dioxins (mg-TEQ)	—	5.0	0.1	0.0	0.0	0.0	0.0	1.7
227	Toluene	119.7	115.2	0.0	0.0	0.0	0.0	3.6	0.9
230	Lead and lead compounds	46.0	0.0	0.0	0.0	0.0	35.7	0.0	10.3
231	Nickel	175.0	0.5	0.1	0.0	0.0	174.2	0.0	0.2
232	Nickel compounds	35.1	0.0	5.2	0.0	0.0	26.8	0.0	3.1
270	Di-n-butyl phthalate	11.9	0.0	0.0	0.0	0.0	11.6	0.0	0.3
272	Bis-2-ethylhexyl phthalate	981.2	0.0	0.0	0.0	0.0	976.8	0.0	4.4
294	Beryllium and beryllium compounds	1.8	0.0	0.0	0.0	0.0	1.7	0.0	0.1
304	Boron and boron compounds	16.2	0.0	11.5	0.0	0.0	2.0	0.1	2.6
309	Poly (oxyethelene) = nonylphenol ether	3.1	0.1	1.9	0.0	0.0	0.1	0.6	0.4
311	Manganese and manganese compounds	94.5	0.1	0.0	0.0	0.0	86.4	0.0	8.0
2-78	Methylenebis (4,1-phenylene) = diisocyanate	467.3	0.0	0.0	0.0	0.0	441.6	0.0	25.7

* Calculations for substances that we handle 1 ton or more of per year (for Class I Designated Chemical Substances, the amount is 0.5 tons per year, with the exception of dioxins)

* Consumption amount: the amount consumed as a raw material and the amount contained in products

* Disposal amount: amount that has been transformed into other substances by incineration, reactive processing and other methods

Groundwater inspections

	Substance	Unit	* Environmental standard	Measurement results			
				Fiscal 2001	Fiscal 2002	Fiscal 2003	Fiscal 2004
Volatile organic compounds	Dichloromethane	mg/l	≤0.02	<0.002	<0.002	<0.002	<0.002
	Carbon tetrachloride	mg/l	≤0.002			<0.0002	<0.0002
	1,1-Dichloroethylene	mg/l	≤0.02			<0.002	<0.002
	Cis-1,2-Dichloroethylene	mg/l	≤0.04			<0.004	<0.004
	1,1,1-Trichloroethane	mg/l	≤1	<0.001	<0.001	<0.001	<0.001
	Trichloroethylene	mg/l	≤0.03	<0.001	<0.001	<0.001	<0.001
	Tetrachloroethylene	mg/l	≤0.01	<0.001	<0.001	<0.001	<0.001
Heavy metals	Cadmium	mg/l	≤0.01			<0.001	<0.001
	Cyanide	mg/l	No trace	<0.01	<0.01	<0.01	<0.01
	Lead	mg/l	≤0.01			<0.005	<0.005
	Hexavalent chromium	mg/l	≤0.05	<0.02	<0.02	<0.02	<0.02
	Selenium	mg/l	≤0.01	<0.001	<0.001	<0.001	<0.001
	Fluorine	mg/l	≤0.8			<0.5	<0.5
	Boron	mg/l	≤1			0.04	0.04

* Environmental standard: keeping the amount less than this standard is desirable for preservation of human health and protection of the human environment.

Soil inspections

Record of YKK Group land use history investigations (Toyama Prefecture)

No.	Land use type	Current use	Area	History of use of PRTR Designated Chemical Substances		Necessity of soil inspection	Evaluation
				Substances used	Evidence		
1	Residential	Plant	567,770	Cyanide, hexavalent chromium, copper, trichloroethylene, tetrachloroethylene, 1,1,1-trichloroethane, dichloromethane	Plating, paint, surface processing, dye, insulation injection, laminate, industrial heat processing, assembly	○	○
2	Mixed use	Bus garage, parking	60,306	—	Former rice field (aerial photo)	—	○
3	Mixed use	Parking	7,189	—	Former rice field (aerial photo)	—	○
11	Residential, mixed use	Bank, parking, other	15,349	—	Rice field converted to employee dormitory (aerial photo)	—	○
20	Non-potable water ditch	Part of stream	286	—	Normal stream	—	○
29	Residential, mixed use	Green space	2,465	—	Former bus garage	—	○
30	Residential, mixed use	Green space	1,202	—	Former Hokuriku Bank branch	—	○
33	Residential	Materials warehouse	2,016	—	Former rice field (aerial photo)	—	○
39	Mixed use	Empty lot (metal fence)	975	—	Former rice field (aerial photo)	—	○
4	Residential	Plant	242,655	Selenium, hexavalent chromium, 1,1,1-trichloroethane	Surface processing (airbrushing)	○	○
5	Mixed use, road, irrigation canal	Parking	24,241	—	Former rice field (aerial photo)	—	○
21	Irrigation canal	Culvert	45	Selenium, hexavalent chromium, 1,1,1-trichloroethane	Plant wastewater exclusive use	△	△
22	Public road	Road	913	—	Rice field converted to road (aerial photo)	—	○
6	Residential	Plant	52,197	Lead, 1,1,1-trichloroethane	Solder	○	○
7	Mixed use	Parking	1,097	—	Rice field converted to parking (aerial photo)	—	○
34	Mixed use	Green space	3,223	—	Former rice field (aerial photo)	—	○
37	Residential	Field	1,869	—	Former rice field (aerial photo)	—	○
	Mixed use	Field	77	—	Former rice field (aerial photo)	—	○
40	Rice field	Empty lot	492	—	Former rice field (aerial photo)	—	○
8	Residential, canal, other	Plant	101,034	Cyanide, hexavalent chromium, copper, trichloroethylene, tetrachloroethylene, 1,1,1-trichloroethane	Plating, paint, surface processing, ball chain, aluminum wire drawing	○	○
	Mixed use	Parking	3,302	—	—	—	○
	Residential	Parking	481	—	—	—	○
14	Residential, non-potable water ditch	Employee dormitory	5,977	—	Former Seiuu Dormitory	—	○
15	Residential	Parking	965	—	Former rice field	—	○
9	Residential	Plant	186,881	Dichloromethane, 1,1,1-trichloroethane, cadmium, lead	Paint	○	○
17	Residential	Residential	1,184	—	—	—	○
23	Mixed use	Artesian well	1,394	—	Railway converted to roadway	—	○
24	Mixed use	Road	9,436	—	Employee housing converted to parking	—	○
25	Mixed use	Parking	5,072	—	Road since the past	—	○
26	Public road	Road	313	—	—	—	○
35	Mixed use	Empty lot	2,126	—	—	—	○
36	Forest	Field	16	—	—	—	○
	Residential	Pumphouse for former salt-making plant	91	—	Former rice field (memory)	—	○
10	Residential	Plant	337,151	—	Former rice field	—	○
12	Residential	Employee dormitory	5,709	—	Former rice field	—	○
13	Residential	Employee dormitory	19,974	—	Former rice field	—	○
16	Residential	Employee housing and dormitory	37,213	—	—	—	○
27	Residential, mixed use, forest	Landfill site for stable industrial wastes, pine forest, green space	19,497	—	—	—	○
28	Residential, mixed use, forest	Material storage site, recycling facility, other	72,313	—	Former plating and dyeing sludge place	△	○
31	Residential	Gasoline stand, repair shop	85	—	—	△	△
	Irrigation canal		3	—	—	△	△
32	Residential	Catering center	3,029	—	Former rice field	—	○
38	Rice field	Rice field	1,703	—	Former rice field (aerial photo)	—	○
41	Rice field	Fallow	259	—	Former rice field (aerial photo)	—	○
45	Residential	Plant, partially empty lot	549,890	Trichloroethylene, 1,1,1-trichloroethane, dichloromethane	Urethane injection, bay window, dye	○	○
46	Residential	Dormitory	17,077	—	Former rice field (memory)	—	○
	Residential, mixed use	Garage, residential	11,364	—	Outside inspection	—	○
	Residential	Plant	33,880	—	Confirmation by plant chief	—	○

Necessity of soil inspection: ○ Inspection necessary △ Inspection might be necessary — Inspection not necessary
 Evaluation: ○ No problems △ Inspection incomplete

YKK Group main domestic plants and plants abroad that have received ISO 14001 certification

		Property area (1000 m ²)	Total floor area of building (1000 m ²)	Types of business	Number of employees
Japan	YKK Corporation Kurobe Plant	718	551	Fasteners, T&P manufacture, precision machinery and die manufacture	3,154
	YKK Corporation Kurobe Makino Plant	104	53	Fastener metal materials manufacture	206
	YKK Snap Fasteners Japan Co., Ltd. Ageo Plant	12	11	S&B manufacture	192
	YKK AP Inc. Kurobe Materials Manufacturing Plant	299	263	Architectural aluminum frame materials manufacture	931
	YKK AP Inc. Kurobe Ekko Manufacturing Plant	221	154	Architectural parts manufacture	724
	YKK AP Inc. Kurobe Ogyu Manufacturing Plant	337	126	Architectural products finishing and assembly	597
	YKK AP Inc. Namerikawa Manufacturing Plant	667	195	Architectural products finishing and assembly	815
	YKK AP Inc. Tohoku Manufacturing Plant	729	369	Architectural products manufacture	1,391
	YKK AP Inc. Shikoku Manufacturing Plant	330	180	Architectural products manufacture	898
YKK AP Inc. Kyushu Manufacturing Plant	340	205	Architectural products manufacture	905	
North and Central America	YKK (U.S.A.) Inc.	1,226	223	Fasteners, S&B, T&P manufacture	775
	YKK Canada Inc.	57	29	Fasteners, S&B manufacture	151
	YKK AP America Inc.	838	72	Aluminum architectural materials manufacture	352
South America	YKK Do Brazil Ltda.	247	52	Fasteners, S&B, T&P manufacture	474
	YKK Argentina S.A.	40	8	Fasteners manufacture	84
East Asia	Shanghai YKK Zipper Co., Ltd.	106	97	Fasteners manufacture	1,260
	YKK Hong Kong Ltd.	14	143	Fasteners manufacture	588
	Dalian YKK Zipper Co., Ltd.	147	101	Fasteners manufacture	1,040
	YKK Taiwan Co., Ltd. (Fastening Products Division)	79	122	Fasteners manufacture	887
	YKK Korea Co., Ltd.	45	48	Fasteners manufacture	271
	YKK Zipper Shenzhen Co., Ltd.	105	104	Fasteners manufacture	1,300
	YKK Snap Fasteners Asia Ltd.	16	17	S&B manufacture	346
	Dalian YKK AP Co., Ltd.	60	34	Resin architectural materials manufacture	250
	YKK Taiwan Co., Ltd. (Architectural Products Division)	12	7	Aluminum architectural materials design and construction	92
YKK AP (Shenzhen) Co., Ltd.	112	36	Aluminum architectural materials manufacture	411	
ASEAN	P.T. YKK Zipper Indonesia	84	33	Fasteners, S&B, T&P manufacture	800
South Asia	P.T. YKK Zipper Indonesia Cibitung PPD plant	55	125	Fabric material for fasteners manufacture	520
Oceania	P.T. Zipco Indonesia	159	76	Fasteners and fastener parts manufacture	722
	YKK Singapore Pte. Ltd.	14	12	Fasteners manufacture	184
	YKK (Thailand) Co., Ltd.	146	30	Fasteners, S&B manufacture	424
	YKK Zipper Philippines Inc.	60	12	Fasteners manufacture	206
	YKK Vietnam Co., Ltd.	58	17	Fasteners manufacture	324
	YKK India Pvt. Ltd.	105	29	Fasteners manufacture	347
	YKK Lanka (Private) Limited	31	9	Fasteners manufacture	160
	YKK Bangladesh Pte. Ltd.	50	25	Fasteners manufacture	474
	P.T. YKK AP Indonesia	182	74	Aluminum architectural materials manufacture	808
	YKK AP Singapore Pte. Ltd.	14	10	Aluminum architectural materials design and construction	76
	Europe	YKK (U.K.) Ltd.	74	38	Fasteners manufacture
Middle East	YKK Stocko Fasteners GmbH.	49	23	S&B manufacture	265
Africa	Dynat Verschlusstechnik GmbH.	2	2	Fasteners manufacture	26
	YKK Deutschland GmbH.	56	20	Fasteners manufacture	172
	YKK France SARL	62	26	Fasteners manufacture	252
	YKK Italia S.p.A.	137	42	Fasteners manufacture	260
	YKK España S.A.	65	40	Fasteners manufacture	244
	YKK Hellas A.E.B.E	30	3	Fasteners manufacture	35
	YKK Metal ve Plastik Urunleri Sanayi ve Ticaret A.S.	67	38	Fasteners, S&B manufacture	330
	YKK Egypt S.A.E	17	6	Fasteners manufacture	70
	YKK Southern Africa (Pty) Ltd.	33	18	Fasteners, S&B manufacture	211
	YKK Portugal-Acessorios Para Vestuario, Lda.	20	5	Fasteners manufacture	66
	YKK Belgium NV.	21	4	Fasteners manufacture	34
	The New Zipper Company Ltd.	1	1	Fasteners manufacture	31
	YKK Nederland B.V.	24	7	Fasteners manufacture	46
	YKK Fasteners S.P.A.	15	6	Fasteners manufacture	54
	YKK Mediterraneo S.P.A.	50	25	Fasteners parts manufacture	171

S&B manufacture: snaps, buttons, rivets and other metal parts manufacture

T&P manufacture: Hook and Loop Fasteners, fabric tape, buckles and other resin products manufacture

Site environmental impact information

(Results of fiscal 2004)

Power (1000 kWh)	Energy equivalent (GJ)	CO ₂ (t)	Total emissions (t)	Amount recycled (t)	Recycling rate (%)	Amount of paper used (t)	Water consumption (1000 m ³)	Exhaust water discharge destination	Leakage/ outflow accidents
95,743	222,315	51,038	9,901	9,772	99	50.8	2,409	River	None
38,799	33,026	16,800	563	533	95	1.8	757	River	None
4,464	29	1,685	181	96	53	6.0	30	River	None
96,648	437,286	65,860	18,658	18,308	98	16.5	7,598	River	None
30,439	37,598	14,043	672	570	85	10.8	732	Sea	None
14,568	20,268	6,868	348	348	100	27.4	239	River	None
15,120	32,575	7,859	3,907	3,532	90	32.4	325	River	None
82,664	273,818	49,920	19,076	18,836	99	21.0	3,601	River	None
35,538	429,036	42,933	13,290	13,290	100	19.0	1,422	Sea	None
35,490	547,143	51,104	14,980	14,943	100	17.0	2,100	Sea	None
114,625	159,309	51,182	2,648	1,503	57	13.0	722	Sewerage system	None
7,896	31,231	4,520	242	147	61	2.7	72	Sewerage system	None
27,088	145,537	17,402	2,286	1,782	78	8.5	246	Sewerage system	None
15,870	60,763	9,255	665	248	37	5.5	212	River	None
1,190	9,505	918	46	18	39	0.7	30	River	None
20,077	62,446	11,859	1,156	1,127	97	30.5	546	Sewerage system	None
14,382	47,044	8,600	626	356	57	18.4	228	Sewerage system	None
19,650	22,116	8,924	256	189	74	13.6	375	Sewerage system	None
66,696	120,200	33,724	3,506	1,945	55	32.2	1,208	River	None
10,021	29,647	5,481	522	146	28	5.4	112	River	None
29,728	158,460	22,054	2,043	2,030	99	11.2	591	River	None
3,300	14,012	2,207	—	—	—	0.4	84	River	None
5,354	1,653	2,126	1,166	987	85	2.2	33	Sewerage system	None
516	0	195	39	20	51	0.6	2	River	None
16,620	72,224	10,585	2,178	1,565	72	3.9	315	River	None
13,688	95,263	10,250	186	7	4	5.4	413	River	None
30,470	283,482	29,014	228	0	0	2.6	251	River	None
32,626	109,332	18,617	197	6	3	3.6	228	River	None
4,335	11,484	2,332	168	102	61	2.3	69	Sewerage system	None
7,547	14,627	3,853	120	116	97	5.7	131	Sea	None
2,667	13,219	1,944	108	57	53	4.4	73	River	None
4,960	20,606	3,298	82	68	84	5.5	133	Sewerage system	None
(8,584)	126,073	8,653	312	179	57	2.2	237	Sewerage system	None
2,074	9,770	1,457	15	9	62	1.2	37	Sewerage system	None
4,136	64,590	5,986	56	21	37	5.7	126	Sewerage system	None
26,016	149,867	17,211	1,611	1,566	97	3.9	273	River	None
506	0	191	—	—	—	3.0	6	Sewerage system	None
4,961	45,838	5,149	342	79	23	3.1	85	Sewerage system	None
3,838	244,902	14,047	348	233	67	8.1	35	Sewerage system	None
193	0	73	8	1	15	0.1	—	Sewerage system	None
3,812	30,939	2,966	179	179	100	3.3	82	Sewerage system	None
2,993	31,779	2,698	173	39	23	3.5	50	Sewerage system	None
8,953	131,960	9,894	267	258	97	—	331	River	None
9,781	23,983	4,896	627	303	48	6.7	120	River	None
528	3,994	438	1	1	91	0.1	2	Sewerage, underground	None
5,687	38,413	4,054	78	57	73	4.1	232	Sewerage system	None
1,977	7,400	1,111	7	7	100	—	58	Sewerage system	None
3,470	16,352	2,740	48	45	93	2.2	51	Sewerage system	None
751	3,763	469	31	16	50	1.1	22	River, sewerage system	None
165	1,375	157	35	0	0	2.0	0	Sewerage system	None
205	23	78	2	1	50	0.1	3	Sewerage system	None
427	5,144	415	31	17	55	0.8	5	Sewerage system	None
1,845	4,932	949	314	266	85	1.0	21	River	None
11,077	50,060	6,744	1,354	1,183	87	2.7	82	Sewerage system	None

The electric power used by YKK India is all generated by the company itself, so the amount of power generated is noted for reference in the Power column.
There were no accidents of leakage or outflow outside these plants.